


## MOTORBOX 300 kg - Direct control



Motorised manual winch 300 kg. Direct control model.

Use:

- Simple lifting and pulling operations
- Occasional use
- Maintenance (chandeliers...)
- Moving doors or hatches...

Comply with Machines Directive 2006/42/EC and standard NF E N 14492-1.

### Technical properties

- Mechanical welded steel drum.
- Mechanical parts machined and protected by cataphoresis.
- Direct control: to use only with weather protection.
- Exists with low voltage control too.
- Reducer in oil bath with helical gear.
- Reduction system fully protected by a metal or plastic cover providing maximum safety.
- Same attachment as the MANIBOX GR300 in order to facilitate its replacement.
- Single phase 230 V motor brake with permanent capacitor - 50 Hz lifting type. Class F. Protection IP 54.
- Motor power adapted to all uses, even domestic use.
- Up-down control unit emergency stop, cable 2 m.
- Limit switch as standard, very easy to adjust and extremely reliable, made especially by HUCHEZ.

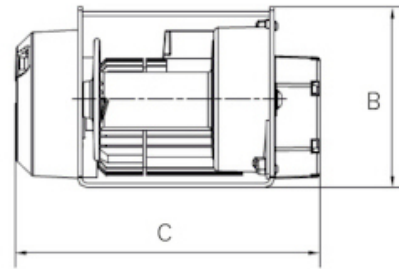
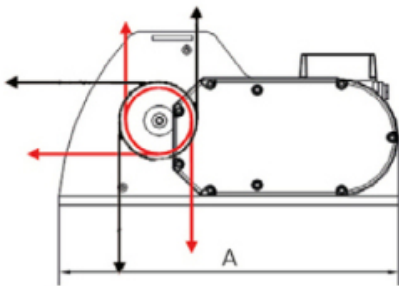
### Technical characteristics of MOTORBOX 300 kg - Direct control

|                             |     |
|-----------------------------|-----|
| Capacity 1st layer kg       | 300 |
| Capacity top layer kg       | 300 |
| Nb of layers                | 3   |
| Wire rope cap. 1st layer m  | 4   |
| Max. rope capacity m        | 16  |
| Wire rope Ø mm              | 5   |
| Fixed speed 1st layer m/min | 4.6 |
| Fixed speed top layer m/min | 5.9 |

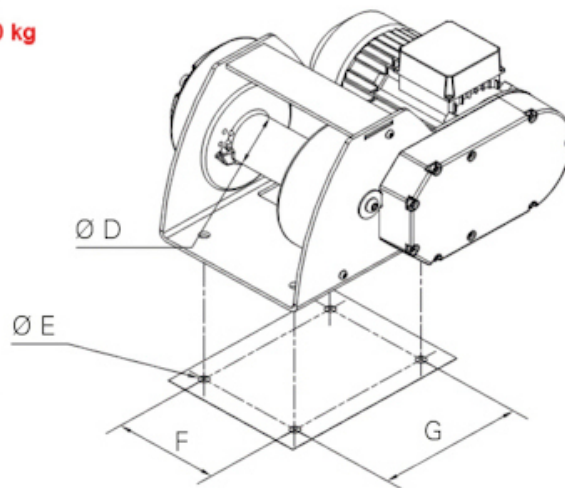
|                               |          |
|-------------------------------|----------|
| FEM                           | 1Dm      |
| Motor kW                      | 0.37     |
| Power                         | 1Ph-230V |
| Weight (without wire rope) kg | 27       |

## Dimensions

|      |        |
|------|--------|
| A mm | 390    |
| B mm | 205    |
| C mm | 341    |
| D mm | Ø 63.5 |
| E mm | Ø 13   |
| F mm | 144    |
| G mm | 200    |



— Motorbox 150 kg  
— Motorbox 300/500 kg



## Technical characteristics of the other models of the range

| References                  | MOTORBOX150 | MOTORBOX300 | MOTORBOX500 |
|-----------------------------|-------------|-------------|-------------|
| Capacity 1st layer kg       | 150         | 300         | 500         |
| Capacity top layer kg       | 150         | 300         | 500         |
| Nb of layers                | 3           | 3           | 3           |
| Wire rope cap. 1st layer m  | 4           | 4           | 4           |
| Max. rope capacity m        | 15          | 16          | 13.5        |
| Wire rope Ø mm              | 4           | 5           | 6           |
| Fixed speed 1st layer m/min | 5.5         | 4.6         | 2.6         |
| Fixed speed top layer m/min | 7           | 5.9         | 3.6         |
| FEM                         | 1Ph-230V    | 1Dm         | 1Dm         |
| Motor kW                    | 1dM         | 0.37        | 0.37        |
| Power                       | 0.25        | 1Ph-230V    | 1Ph-230V    |
| Weight kg                   |             |             |             |



### HUCHEZ's advice

This manual "motorised" winch is the ideal solution to replace a manual winch at a reasonable cost. Motor power adapted to all uses, even domestic use. Its helps reduce musculo-skeletal disorders (MSD).



HUCHEZ  
4, rue Michel HAMMID  
60420 FERRIERES – France  
+33 (0) 3 44 51 11 33  
www.huchez.com  
contact@huchez.fr



SERVICE CLIENTS  
ATENCIO AL CLIENTE  
KUNDENSERVICE



Pour en savoir plus, n'hésitez pas à nous contacter!  
To know more, please contact us!  
Para más información, póngase en contacto con nosotros!  
Für weitere Informationen können Sie sich gerne an uns wenden!